



**POLICE & CRIME  
COMMISSIONER**  
for Leicester,

**Leicestershire & Rutland**

**Your Communities - Your Commissioner**

OFFICE  
PERFORMANCE  
REPORT

PERFORMANCE & GOVERNANCE

Office of The Police &  
Crime Commissioner  
Leicester, Leicestershire & Rutland

June 2025

# Report Overview

The following report is to provide an overview in relation to the performance of the Office of Police & Crime Commissioner – Leicester, Leicestershire & Rutland.

The report primarily focuses on key activities and outcomes across various areas of the business, including;

- Public Interaction – engagement with communities, complaint handling and public-facing services
- Scrutiny Functions; Monitoring performance of the volunteers
- Statutory Duties; Freedom of information requests and SARS requests.

The aim is to demonstrate accountability and effectiveness in representing the public's priorities. This report enables the office to identify trends, challenges and areas for improvement to support informed decision making and future planning.



**POLICE & CRIME  
COMMISSIONER**

for Leicester,

Leicestershire & Rutland

Your Communities - Your Commissioner

# Public Interaction

- **Percentage of correspondence responded to within 28 working days** - *The percentage of calls public correspondence the office has responded to within 28 working days.*
- **Average days taken to respond (including weekends)** - *The average number of days taken to respond to public correspondence per month.*
- **Public line calls received** - *The number of Public Line Calls Received per month.*
- **Percentage of calls answered under 25s** - *The percentage of calls answered under 25 seconds.*



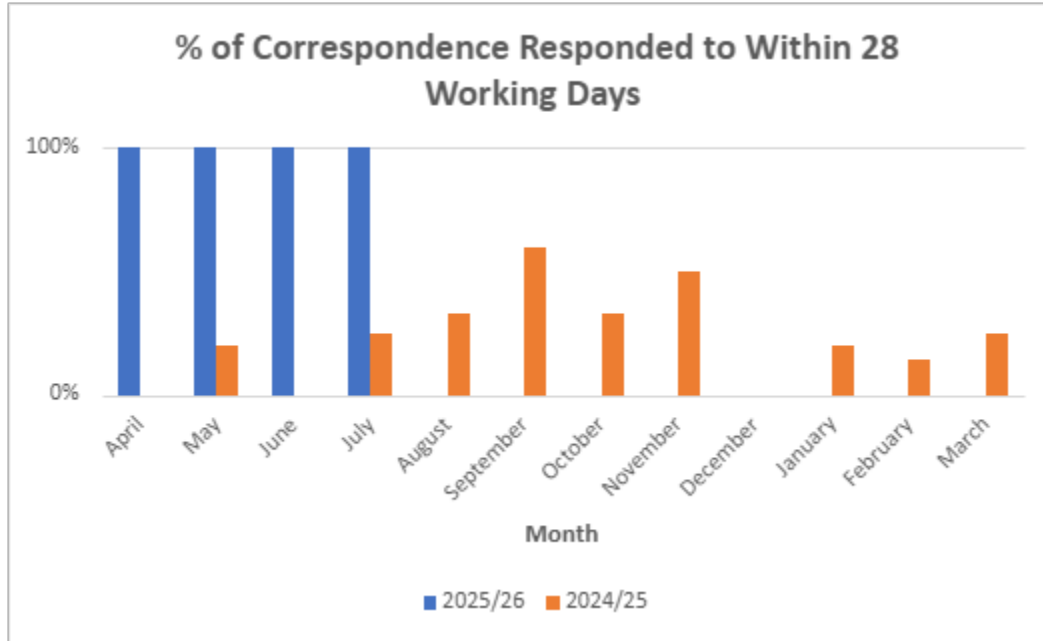
**POLICE & CRIME  
COMMISSIONER**

for Leicester,

Leicestershire & Rutland

Your Communities - Your Commissioner

# PUBLIC INTERACTION



## Observations (Director of Governance & Performance):

### Percentage of correspondence responded to within 28 working days:

100% of correspondence has been responded too in 28 days for July 2025. This is a significant improvement when compared to the previous few months.

### Planned action to improve performance:

The increase to the response time from 21 days to 28 days took effect on the 20<sup>th</sup> May 2025 to account for the box system - this has helped with performance.

Positive performance is expected to continue with the change to the delegations.

Baseline comparison

+65pp

Last 3 months

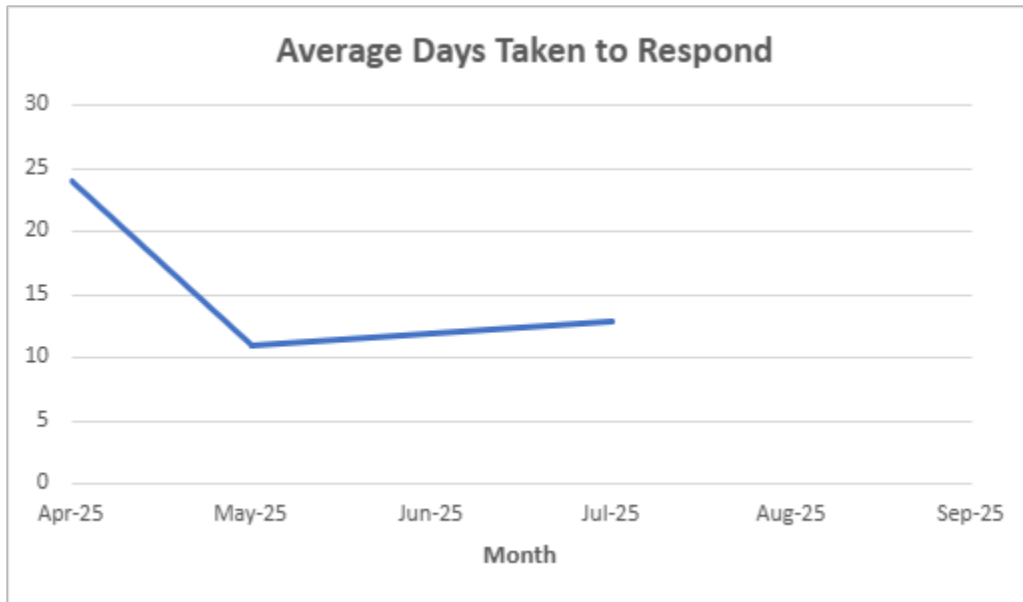
100%

Difference to previous 3 months

+54pp



# PUBLIC INTERACTION



## Observations (Director of Governance & Performance):

### Average number of days taken to respond:

The average time taken to respond is a new metric created from April 2025, therefore no historic comparisons can be made. In comparison to April 2025, May has seen a positive decrease, sitting at 13 days as of July 2025. We will continue to monitor over the coming months.

### Planned action to improve performance:

There has already been a notable reduction in turnaround time due to new delegations. This is set to remain around the 10 day mark.

Baseline comparison

Last 3 months

Difference to previous 3 months

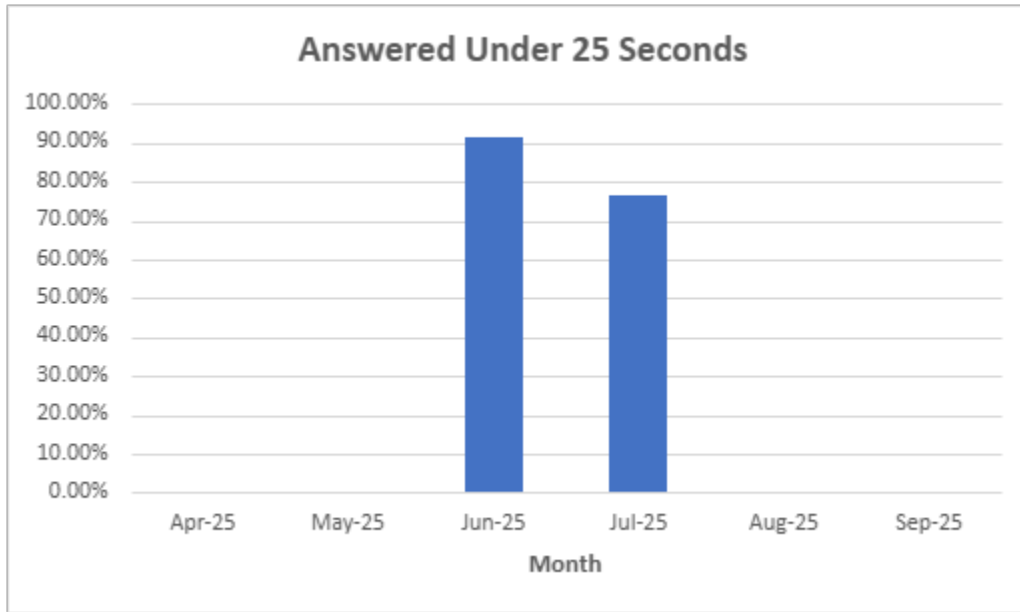
(days)

12 days

(days)



# PUBLIC INTERACTION



## Observations (Director of Governance & Performance):

### Percentage of calls answered under 25(s):

The percentage of calls answered under 25 seconds in July was 76.4%. Due to this being a new metric, no historic data is available, however we plan to monitor this metric going forward.


### Planned action to improve performance:

N/A

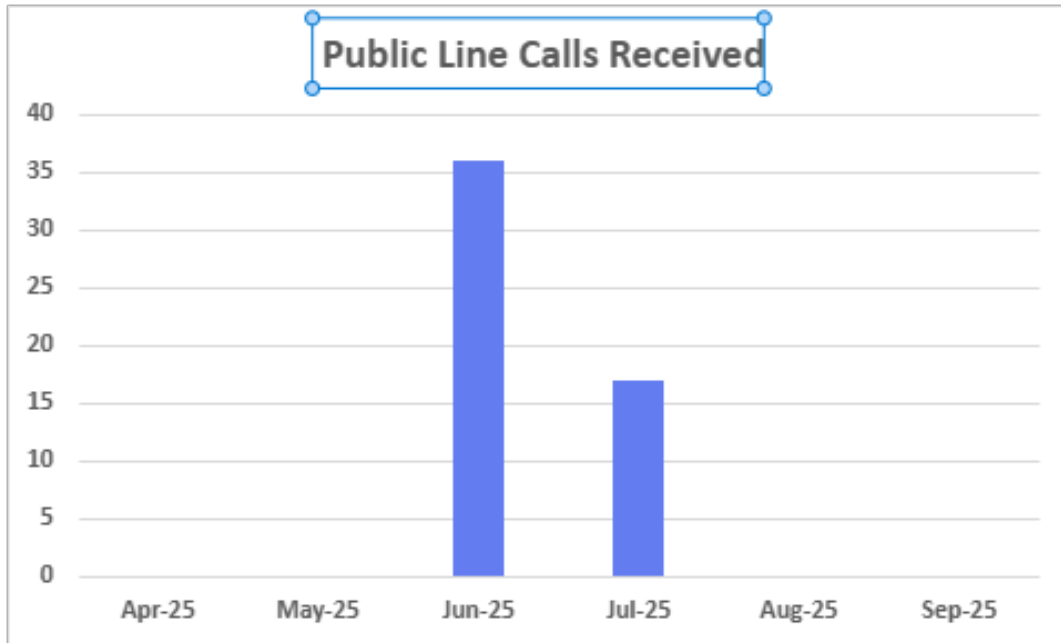
Baseline comparison

Last 3 months

Difference to previous 3 months



# PUBLIC INTERACTION



## Observations (Director of Governance & Performance):

### Number of Public Line Calls Received:

The number of public line calls received fluctuates month on month, Due to this being a new metric we track as an office, no historic data is available, however we plan to monitor this metric going forward.

### Planned action to improve performance:

N/A

Baseline comparison

Last 3 months

Difference to previous 3 months

(N/A)

(N/A)

(N/A)



**POLICE & CRIME  
COMMISSIONER**

for Leicester,

Leicestershire & Rutland

Your Communities - Your Commissioner

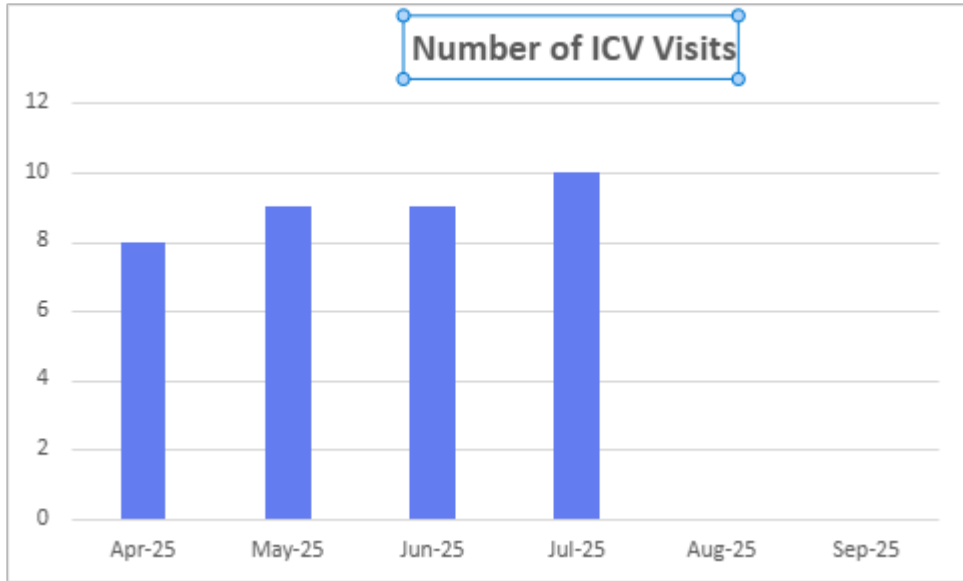
**TREND/OUTLOOK: STABLE**

# Scrutiny Functions

- **Number of ICV Visits** - *The number of custody visits made by the ICV volunteers per month.*
- **Percentage if ICV Visits on target** - *This is the percentage of compliance against the pre-agreed target outlined by the PCC.*
- **Number of Animal Welfare Scheme Visits** - *The number of visits made by the Animal Welfare Scheme volunteers per month.*
- **Percentage of Animal Welfare Scheme on target** - *This is the percentage of compliance against the pre-agreed target outlined by the PCC.*
- **Total Volunteer Hours** - *The total number of volunteer hours recorded by OPCC volunteers per calendar month, across all scrutiny panels, animal welfare scheme and ICV's.*
- **Total Number of Volunteers** - *The total number of OPCC volunteers.*



# STATUTORY FUNCTIONS



## Observations (Director of Governance & Performance):

### Number of ICV Visits:

The number of ICV Visits over the last 3 months is consistent, around 8/9 visits per month. This is in line with the 2024/25 baseline of 8 visits per month on average.

### Planned action to improve performance:

N/A

Baseline comparison

Last 3 months

Difference to previous 3 months

(8)

(9)

(+1)



**POLICE & CRIME  
COMMISSIONER**

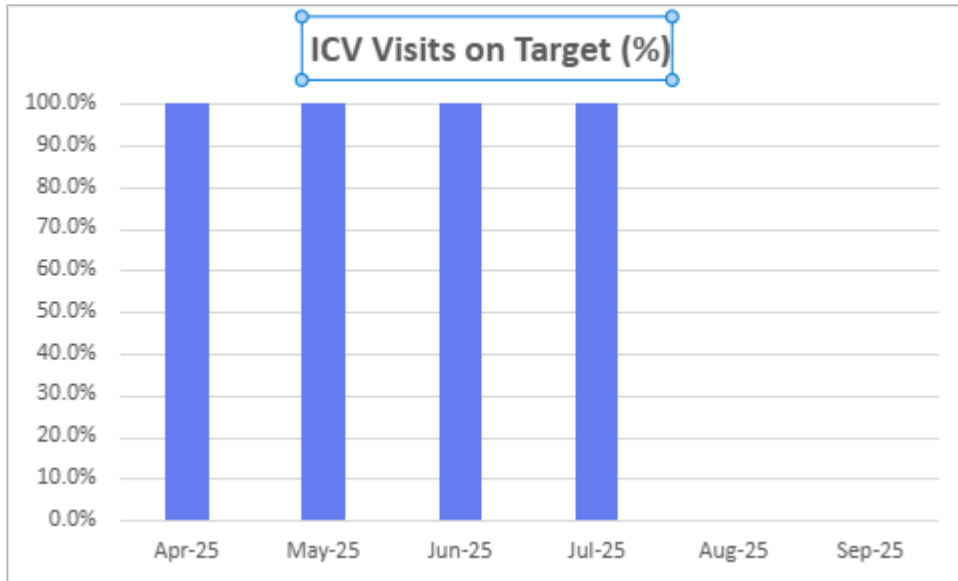
for Leicester,

Leicestershire & Rutland

Your Communities - Your Commissioner

**TREND/OUTLOOK: STABLE**

# STATUTORY FUNCTIONS



## Observations (Director of Governance & Performance):

### Number of ICV Visits on Target (%):

The Police & Crime Commissioner has agreed upon setting a 1 visit per week target for the ICV scheme. The compliance against this agreed target for the ICV Visits over the last 3 months has been 100%. This is in line with the 2024/25 baseline of 100%.

### Planned action to improve performance:

N/A

Baseline comparison

Last 3 months

Difference to previous 3 months

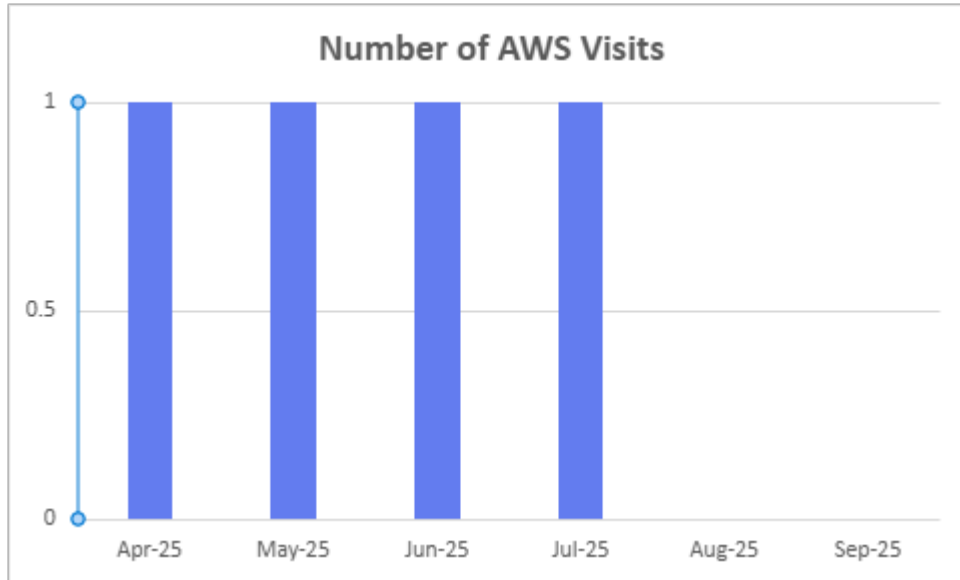
(100%)

(100%)

(No Change)



# STATUTORY FUNCTIONS



## Observations (Director of Governance & Performance):

### Number of AWB Visits:

The number of Animal Welfare Scheme visits over the last 3 months is consistent, 1 visit per month. This is in line with the 2024/25 baseline of 1 visits per month on average.

### Planned action to improve performance:

N/A

Baseline comparison

Last 3 months

Difference to previous 3 months

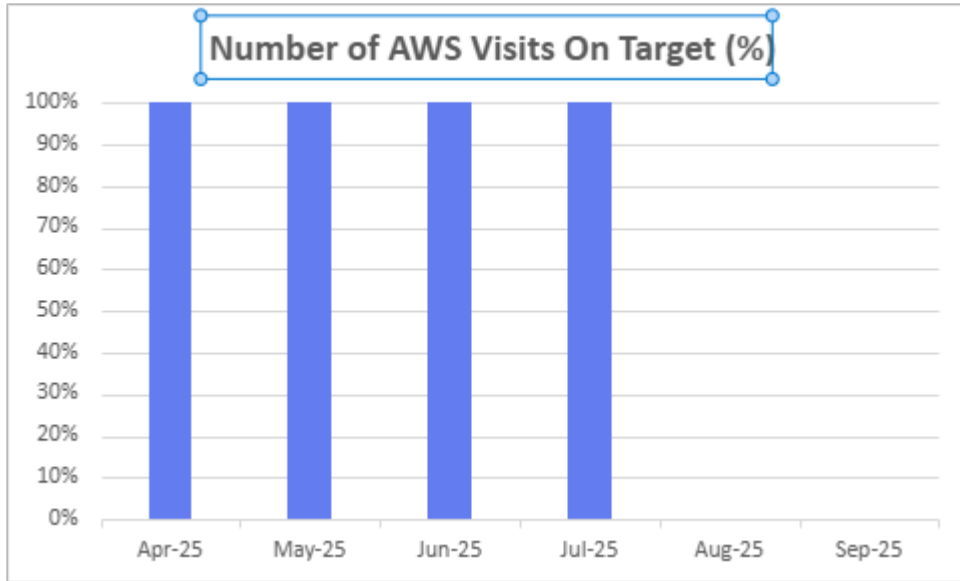
(1)

(1)

(No Change)



# STATUTORY FUNCTIONS



## Observations (Director of Governance & Performance):

### Number of AWS Visits on Target (%):

The Police & Crime Commissioner has agreed upon setting a 1 visit per week target for the Animal Welfare Scheme scheme. The compliance against this agreed target for the ICV Visits over the last 3 months has been 100%. This is in line with the 2024/25 baseline of 100%.

### Planned action to improve performance:

N/A

Baseline comparison

Last 3 months

Difference to previous 3 months

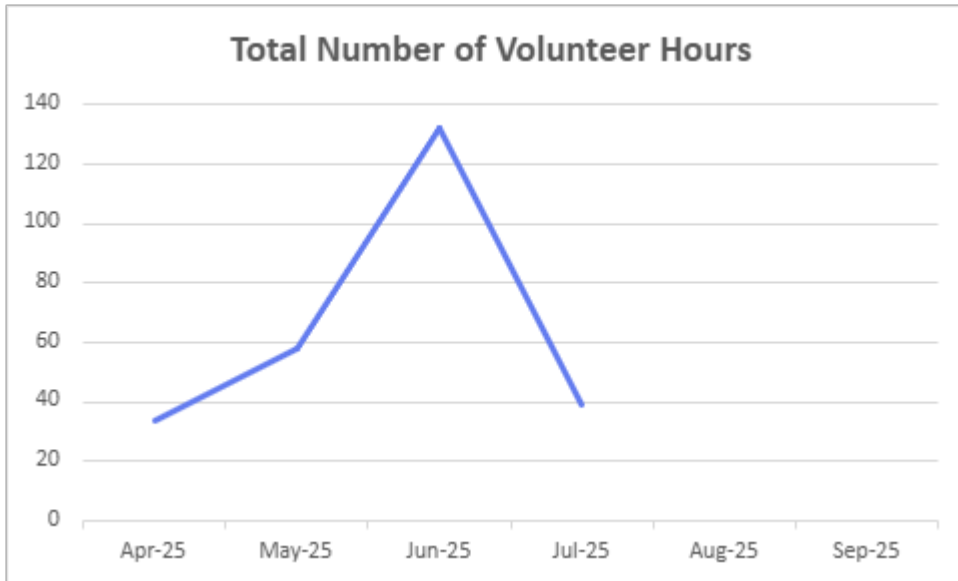
(100%)

(100%)

(No Change)



# STATUTORY FUNCTIONS



## Observations (Director of Governance & Performance):

### Number of Volunteer hours:

The total number of volunteer hours over the last 3 months has averaged 76.6 hours. This is in line with the 2024/25 baseline of 75 visits per month on average.

### Planned action to improve performance:

N/A

Baseline comparison

Last 3 months

Difference to previous 3 months

(75hrs)

(76.6hrs)

(1.6hrs)



**POLICE & CRIME  
COMMISSIONER**

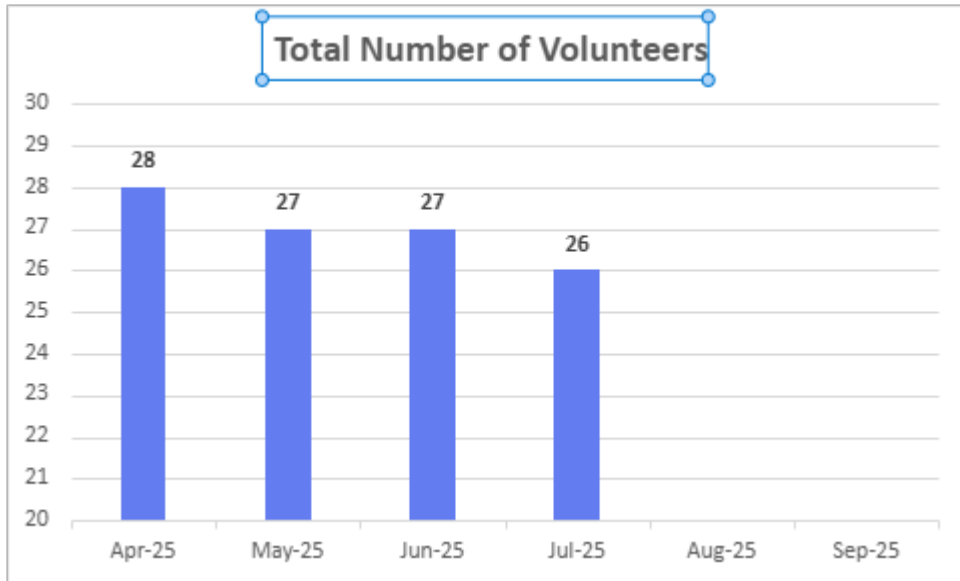
for Leicester,

Leicestershire & Rutland

Your Communities - Your Commissioner

**TREND/OUTLOOK: STABLE**

# STATUTORY FUNCTIONS



## Observations (Director of Governance & Performance):

### Number of Volunteers:

The number of volunteers over the last 3 months is consistent, around 27 volunteers total. This is a slight increase on 2024/25 baseline of 24 volunteers.

### Planned action to improve performance:

N/A

Baseline comparison

Last 3 months

Difference to previous 3 months

(24)

(27)

(-1)



**POLICE & CRIME  
COMMISSIONER**

for Leicester,

Leicestershire & Rutland

Your Communities - Your Commissioner

**TREND/OUTLOOK: STABLE**

# Statutory Duties

- **Total Number of FOI's Received** - *The total number of Freedom of Information requests received by the OPCC per calendar month.*
- **Total Number of SARS Received** - *The total numbers of Subject Access Requests (SARS) received by the OPCC per calendar month.*



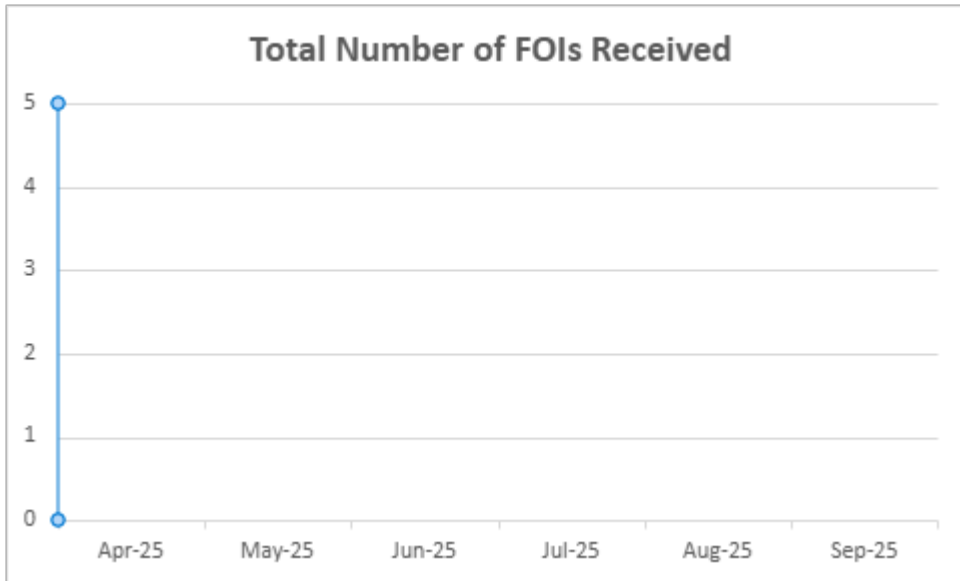
**POLICE & CRIME  
COMMISSIONER**

for Leicester,

Leicestershire & Rutland

Your Communities - Your Commissioner

# STATUTORY DUTIES



## Observations (Director of Governance & Performance):

### Number of FOI's Received:

The number of FOI's received over the last 3 months is 0. Throughout the 2024/25 financial year, the OPCC averaged 1.4 FOI's per month.

### Planned action to improve performance:

N/A

Baseline comparison

Last 3 months

Difference to previous 3 months

(1)

(0)

(-1)



**POLICE & CRIME  
COMMISSIONER**

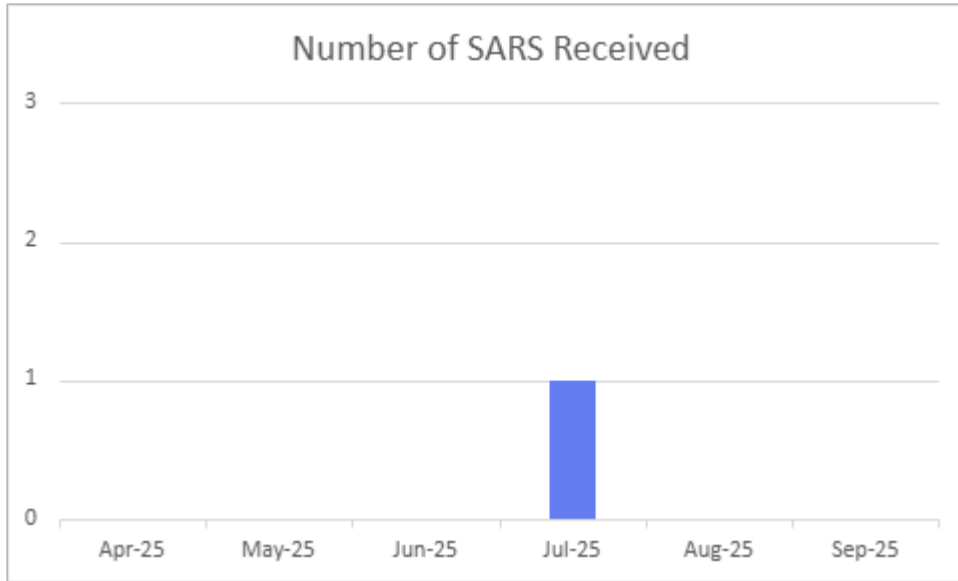
for Leicester,

Leicestershire & Rutland

Your Communities - Your Commissioner

**TREND/OUTLOOK: STABLE**

# STATUTORY DUTIES



## Observations (Director of Governance & Performance):

### Number of SARS Received:

The number of SARS received over the last 3 months is 1. Throughout the 2024/25 financial year, the OPCC did not receive any SARS requests.

### Planned action to improve performance:

N/A

Baseline comparison

Last 3 months

Difference to previous 3 months

(0)

(1)

(+1)



**POLICE & CRIME COMMISSIONER**

for Leicester,

Leicestershire & Rutland

Your Communities - Your Commissioner

**TREND/OUTLOOK: STABLE**

# GLOSSARY

Slide No	Metric	Definition
4	Percentage of Correspondence Responded to Within 28 Working Days	The percentage of calls public correspondence the office has responded to within 28 working days.
5	Average Days Taken to Respond	The average number of days taken to respond to public correspondence per month.
6	Answered Under 25s	The percentage of calls answered under 25 seconds.
7	Public Line Calls Received	The number of Public Line Calls Received per month.
9	Number of ICV Visits	The number of custody visits made by the ICV volunteers per month.
10	ICV Visits on target (%)	This is the percentage of compliance against the pre-agreed target outlined by the PCC.
11	Number of AWS Visits	The number of visits made by the Animal Welfare Scheme volunteers per month.
12	AWS Visits on target (%)	This is the percentage of compliance against the pre-agreed target outlined by the PCC.
13	Number of Volunteer Hours	The total number of volunteer hours recorded by OPCC volunteers per calendar month, across all scrutiny panels, animal welfare scheme and ICV's.
14	Total Number of Volunteers	The total number of OPCC volunteers.
16	Total Number of FOI's received	The total number of Freedom of Information requests received by the OPCC per calendar month.
17	Total Number of SARS received	The total numbers of Subject Access Requests (SARS) received by the OPCC per calendar month.



**POLICE & CRIME  
COMMISSIONER**  
for Leicester,  
Leicestershire & Rutland  
Your Communities - Your Commissioner

- 0116 229 8908
- leics.pcc.police.uk
- OPCC@leics.police.uk
- leicsPCC
- @leicsPCC
- leicestershireopcc